

HONDA
The Power of Dreams

CBF600







ALL-ROUND SUPERSTAR

Returning to biking? Stepping up from something smaller? Or perhaps you're more experienced and looking for exciting yet trustworthy transport. Wherever you're coming from, here's a sensational road bike with genuine all-round appeal. The '08 CBF600's redesigned form is sharper and more sculpted for even easier handling. Thanks to a new aluminium frame, it's also 8kg lighter. Its new instrument panel features HISS, ABS and FI indicators as well as a fuel gauge. The enhanced inline-4 engine is derived from that powering the '07 CBR600RR and Hornet. Dependable, fun and sharp-looking, you'll find the CBF600 isn't just a motorbike – it's a complete lifestyle!




WEEKEND PLAYMATE

Come the weekend, you'll find the CBR's just as happy gliding down the highways or eating up long stretches of twisty back roads. Its wide powerband, comfortable riding position and generous fuel range guarantee pure, relaxing enjoyment, plus plenty of thrills to keep you entertained.



WEEKDAY COMPANION

Nimble picking its way through busy traffic. Accelerating away from the lights with effortless grace. Superb braking, confident low-speed handling and a nice reserve of silky torque to lift you above the daily grind. The CBF600 transforms your urban ride into instant, instinctive fun.





STOP



WORK

GO
PLAY





BIG TOUR





SMALL CITY





MADE-TO-MEASURE



How do you make a bike go anywhere and fit anyone? We started by providing a choice of naked or semi-faired machines. Then we made things adjustable.

- Adjustable 2-step windscreen for extra protection - for the faired model
- Adjustable seat with a unique 3-step customisable seat height, adaptable to fit any rider's size
- Adjustable suspension systems that can handle a whole range of riding situations

There's even a version with new Combined ABS for even more confident braking control. So you can tailor your bike for your kind of ride. Not so difficult really. It's just that we went to the trouble.











CELEBRATE YOUR STYLE

ALL DRESSED UP

All roads. All weathers. Solo or two-up. Quick dashes across town. Long weekends away. A wide range of specially-designed accessories is available to help you make the most of the CBF600's seemingly endless possibilities. Treat yourself and your pillion to the utmost in comfort. Carry whatever you need. Personalise your bike with classy decorative extras. Protect it with practical covers and anti-theft devices. Each accessory is quality tested and guaranteed for two years when installed on your new bike.

Check out the whole range at www.honda-access.com





IRRESISTIBLE

Naked (CBF600) and half-faired (CBF600S) versions available.

3-position adjustable seat features new mounting positions and new rubber dampers to minimise vibration

46mm longer box-section steel swingarm and 4 mm longer wheelbase for enhanced handling ease

Fuel tank capacity increased by 1 litre to 20 litres for extended touring range

New seat design increases comfort and reduces long-term riding fatigue

New die-cast aluminium mono-backbone frame achieves lighter weight and sharper handling



Lighter, more compact
and higher-revving new
fuel-injected engine derived
from the CB600F Hornet

New Combined-ABS
version features 3-piston
front brake callipers

'08 CBF600 CBF600S ABS†

Engine	Liquid-cooled 4-stroke 16-valve DOHC inline-4
Displacement	599.3 cm³
Bore × Stroke	67 × 42.5 mm
Compression Ratio	11.6 : 1
Max. Power Output	57 kW / 10,500 min⁻¹ (95/1/EC)
Max. Torque	59 Nm / 8,250 min⁻¹ (95/1/EC)
Carburation	PGM-FI electronic fuel injection
Ignition System	Computer-controlled digital transistorised with electronic advance
Starter	Electric
Transmission	6-speed
Final Drive	O-ring sealed chain
Dimensions (L×W×H)	2,160 × 765 × 1,110 mm
Wheelbase	1,490 mm
Seat Height	785 mm (+/-15 mm)
Ground Clearance	130 mm
Fuel Tank Capacity	20 litres (including 4-litre warning light reserve)
Suspension Front	41 mm telescopic fork, 120 mm axle travel
Suspension Rear	Monoshock damper with 7-step adjustable preload, 125 mm axle travel
Wheels Front	U-section 6-spoke cast aluminium
Wheels Rear	U-section 6-spoke cast aluminium
Tyres Front	120/70 ZR17M/C (58W)
Tyres Rear	160/60 ZR17M/C (69W)
Brakes Front	296 × 4.5 mm dual hydraulic disc with dual-piston (*Combined 3-piston) callipers, (*ABS version) and sintered metal pads
Brakes Rear	240 × 5 mm dual hydraulic disc (*Combined) single-piston calliper, (*ABS version) and sintered metal pads
Frame	Mono-backbone; gravity die-cast aluminium
Caster Angle	26°
Trail	110 mm
Kerb Weight	213 kg (F: 103 kg; R: 110 kg) †222 kg (F: 109 kg; R: 113 kg)

Honda machines sold in your area are those most suited to local conditions. Specifications, appearance and availability may differ depending on markets, and are subject to change without notice. For details, please consult your nearest Honda dealer.



Pearl Siena Red



Pearl Nightstar Black



Quasar Silver Metallic



Dolphin Grey Metallic



Pearl Siena Red



Pearl Nightstar Black



Quasar Silver Metallic



PGM FI



HECS3



Euro 3



C-ABS †



HISS



The specific details of this brochure do not apply to any particular product supplied or offered for sale. Manufacturers reserve the right to vary specifications, including colours, with or without notice at such times in such manner as deemed appropriate. Major as well as minor changes may be involved. Every effort, however, is made to ensure the accuracy of the particulars contained in this brochure. Consult your dealer for details regarding the specifications of any featured product. This publication shall not constitute - under any circumstances whatsoever - an offer by the Company to any individual. All sales are made by the Distributor or Dealer subject to and with the benefit of the standard Conditions of Sale and Warranty provided by the Distributor or Dealer, copies of which may be obtained upon request. This publicity material conforms to the UK-only Trade Descriptions Act (1968). While efforts are made to ensure specification accuracy, brochures are prepared and printed several months in advance of distribution and consequently cannot always immediately reflect either changes in specification or in some isolated cases the provision of a particular feature. Customers are always advised to discuss specific details with the supplying Dealer, especially if a selection is dependent upon one of the features advertised.

Honda (UK) - Motorcycles

470 London Road, Slough, Berkshire, SL3 8QY England

Honda Contact Centre - Telephone: 0845 200 8000

www.honda.co.uk



Please don't bin me.
Pass me on to a
friend or recycle me.



The pulp in the manufacture of this paper is from renewable timber produced on a fully sustainable basis.
The paper used in this brochure is manufactured using ECF (Elemental Chlorine Free) pulp.